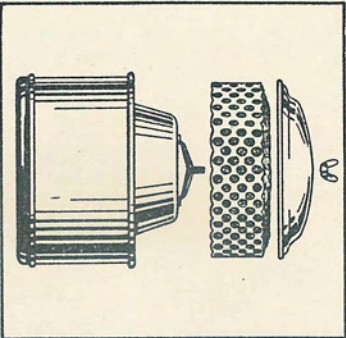


AIR CLEANER SERVICE

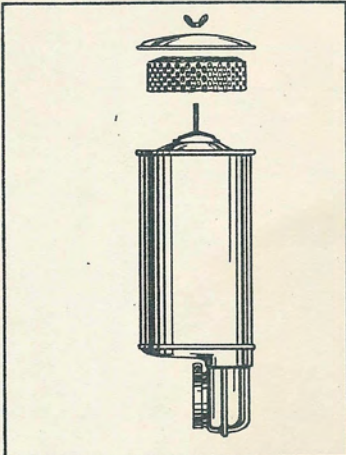
The average automobile engine breathes 200,000 cubic feet of dirt-laden air every 2000 miles. To avoid wear from this dirt, "standard" type air cleaners must be cleaned at least every 2000 miles and "heavy duty" cleaners at least every 5000 miles.

STANDARD AIR CLEANERS



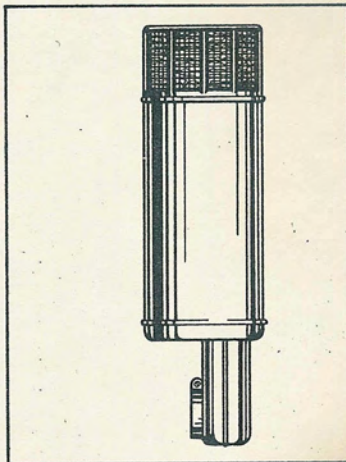
VERTICAL WITH REMOVABLE ELEMENT

- Auburn, Buick 40, Chevrolet, Chrysler, DeSoto, Dodge, Ford, Hudson, Lincoln-Zephyr, Oldsmobile, Plymouth, Pontiac, Studebaker Dictator, Terraplane, Willys.
1. Unscrew wing nut, remove cover and cleaner element.
 2. Wash element in kerosene.
 3. Dry with air and re-oil with KENDALL SAE 50 MOTOR OIL.
 4. Shake off excess oil and replace.
- DO NOT OIL FELT PAD.



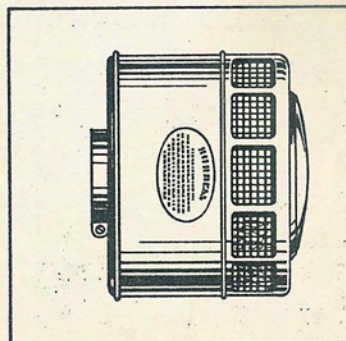
HORIZONTAL WITH REMOVABLE ELEMENT

- Buick 60, 80, 90; Nash Amb. 6; Packard 12; Pierce Arrow.
1. Unscrew wing nut, remove cover and cleaner element.
 2. Wash element in kerosene.
 3. Dry with air and re-oil with KENDALL SAE 50 MOTOR OIL.
 4. Shake off excess oil and replace.



HORIZONTAL WITHOUT REMOVABLE ELEMENT

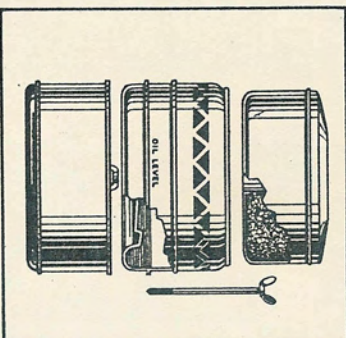
- Lincoln V-12, Nash LaFayette, Nash Ambassador 8.
1. Remove complete unit from car by loosening clamp screw.
 2. Wash cleaner element only in kerosene.
 3. Dry with air and re-oil with KENDALL SAE 50 MOTOR OIL.
 4. Shake off excess oil and re-install.



VERTICAL WITHOUT REMOVABLE ELEMENT

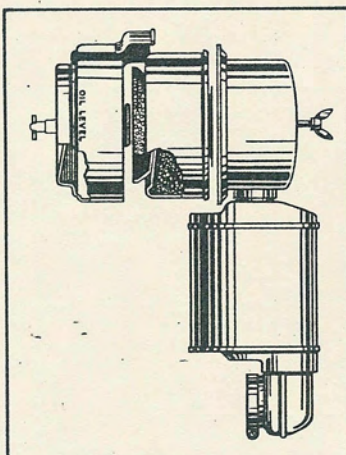
- Graham, Studebaker.
1. Remove complete unit from car by loosening clamp screw.
 2. Wash cleaner element only in kerosene.
 3. Dry with air and re-oil with KENDALL SAE 50 MOTOR OIL.
 4. Shake off excess oil and re-install.

HEAVY DUTY (OIL BATH) AIR CLEANERS



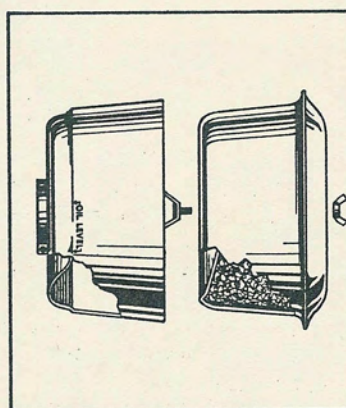
VERTICAL WITH REMOVABLE RESERVOIR

- Cadillac; Chevrolet; Chrysler; DeSoto; Dodge; Hudson; Oldsmobile; Packard 6, 120, 38-8; Pontiac; Studebaker.
1. Remove thumbscrew, cover, cleaner unit and oil reservoir.
 2. Drain and clean reservoir.
 3. Refill with one pint KENDALL SAE 40 MOTOR OIL.
 4. Re-install.
- DO NOT OIL CLEANER ELEMENT.



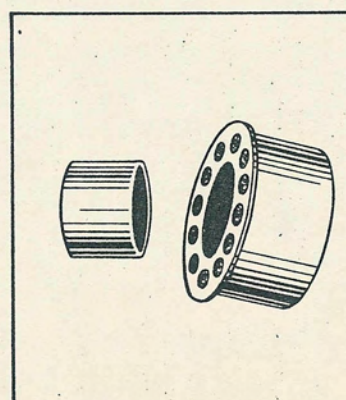
HORIZONTAL TYPE

- Buick, LaSalle, Packard Super 8.
1. Remove thumbscrew. Reservoir and cleaner element will drop.
 2. Drain and clean reservoir.
 3. Refill with one pint KENDALL SAE 40 MOTOR OIL.
 4. Re-install.
- DO NOT OIL FILTER ELEMENT.



VERTICAL WITHOUT REMOVABLE ELEMENT

- Chrysler.
1. Remove entire unit from car, holding unit in upright position.
 2. Remove thumbscrew and detach cleaner element from reservoir.
 3. Refill with one pint (Series 800) or one quart (Series 200) KENDALL SAE 40 MOTOR OIL.
 5. Re-install.
- DO NOT OIL FILTER ELEMENT.



MOTOR OIL FILL CAP

- Chrysler, DeSoto, Dodge, Ford, LaSalle, Oldsmobile, Packard, Plymouth, Pontiac. Also found on some vacuum clutch, brake booster, or gear shift cylinder air intake covers.
1. Remove unit from car.
 2. Wash in kerosene until clean.
 3. Oil metallic gauze with KENDALL SAE 40 MOTOR OIL.
 4. Re-install.